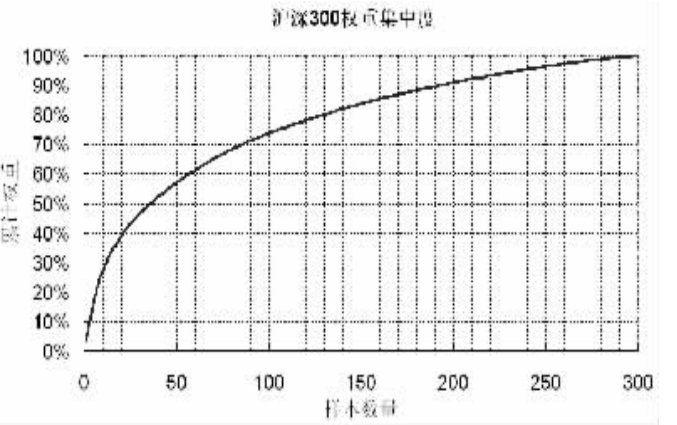
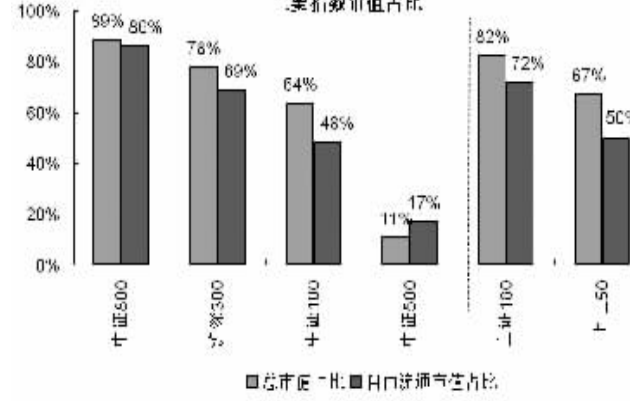
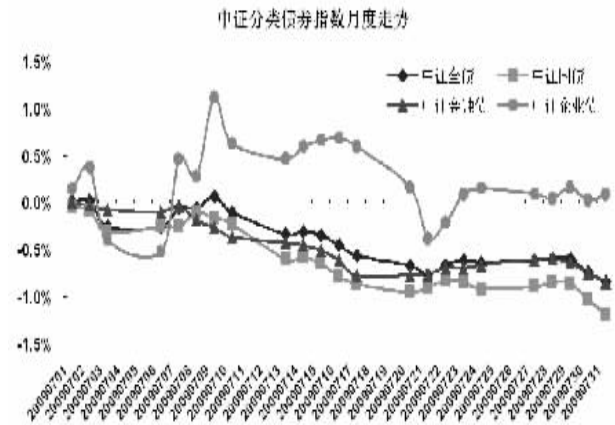
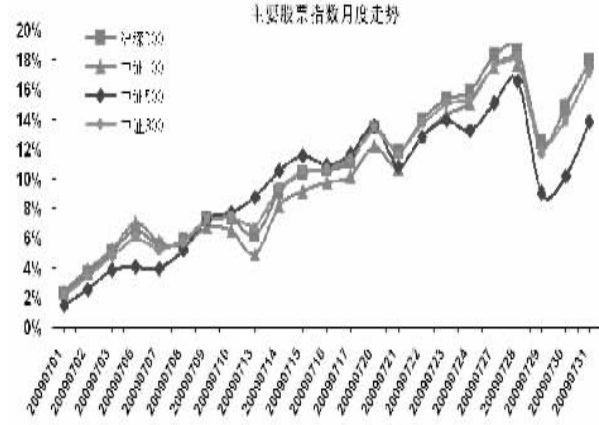


中证指数月度报告(7月)

中证指数有限公司 上海證券報聯合推出



主要股票指数月度表现

Table with 9 columns: Index Name, Opening, Highest, Lowest, Closing, Points Change, % Change, Daily Volume (10k shares), and Daily Value (100 million yuan). Lists various indices like 沪深300, 上证100, etc.

权重最大10只股票

Table listing the top 10 weight stocks in the CSI 300, CSI 800, CSI 300, and CSI 180 indices, including stock name, price, change, and weight.

股票指数阶段收益情况

Table showing the percentage return of various indices over different periods: 1 month, 3 months, half-year, 1 year, and year-to-date.

涨幅最高10只股票

Table listing the top 10 gainers in the CSI 300, CSI 800, CSI 300, and CSI 180 indices, including stock name, price, and percentage increase.

股票指数阶段波动情况

Table showing the volatility (percentage change) of various indices over different periods: 1 month, 3 months, half-year, 1 year, and year-to-date.

沪深300行业估值

Table showing the P/E, P/B, EPS, ROE, and ROA ratios for various industries within the CSI 300 index.

跌幅最大10只股票

Table listing the top 10 losers in the CSI 300, CSI 800, CSI 300, and CSI 180 indices, including stock name, price, and percentage decrease.

中证债券指数表现

Table showing the performance of various bond indices, including closing prices, changes, and yields.

正向贡献度最大20只股票

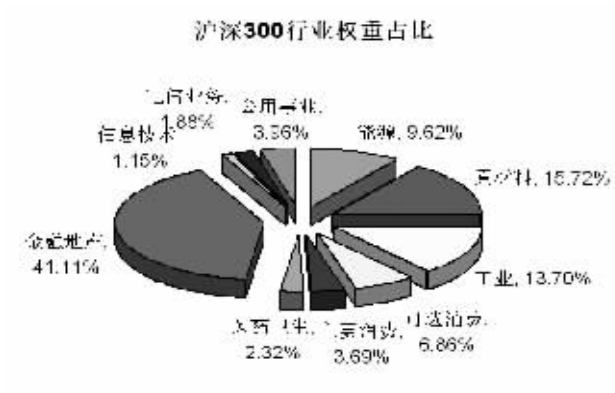
Table listing the top 20 stocks with positive contributions to the CSI 300, CSI 800, CSI 300, and CSI 180 indices.

行业指数表现

Table showing the performance of various industry indices, including CSI 300, CSI 800, CSI 300, and CSI 180.

行业权重占比

Table showing the weight of various industries within the CSI 300 index.



行业对指数贡献度

Table showing the contribution of various industries to the CSI 300, CSI 800, CSI 300, and CSI 180 indices.

沪深300成交量前10样本

Table listing the top 10 trading volume samples of the CSI 300 index, including securities, price, change, and volume.

沪深300换手率前10样本

Table listing the top 10 turnover rate samples of the CSI 300 index, including securities, price, change, and turnover rate.